

# EXPLORER AIRCRAFT IDENTIFICATION HANDBOOK



[https://en.wikipedia.org/wiki/Boeing\\_314\\_Clipper](https://en.wikipedia.org/wiki/Boeing_314_Clipper)




[https://en.wikipedia.org/wiki/Vought\\_F4U\\_Corsair](https://en.wikipedia.org/wiki/Vought_F4U_Corsair)



[https://en.wikipedia.org/wiki/Consolidated\\_PBY\\_Catalina](https://en.wikipedia.org/wiki/Consolidated_PBY_Catalina)

Front:



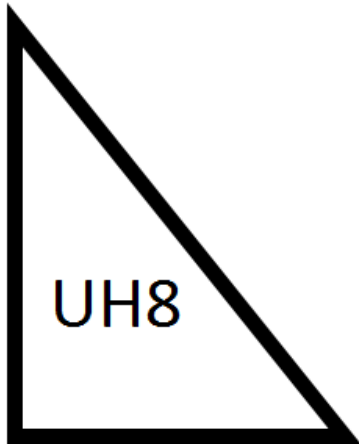
## TAIL STRUCTURE A

Identification output:


Letter A or  
Red triangle



Back:



Front:


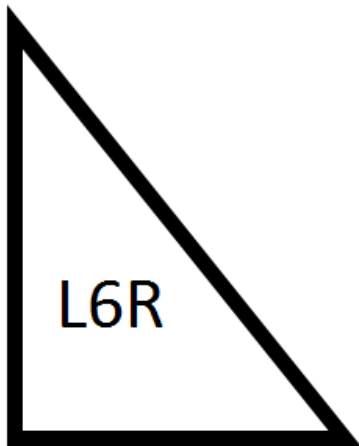


## TAIL STRUCTURE B

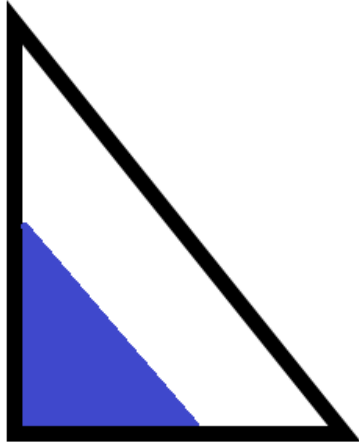
Identification output:  
Letter B or  
Yellow Triangle



Back:



Front:

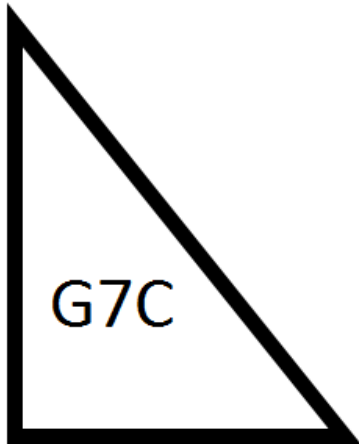


## TAIL STRUCTURE C


Identification output:  
Letter C or  
Blue Triangle



Back:



Front:



## TAIL STRUCTURE D


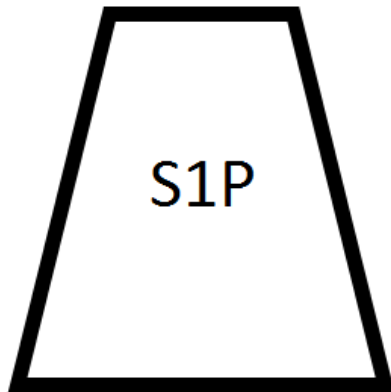
Identification output:

Letter D or

Red Rectangle




Back:





Front:


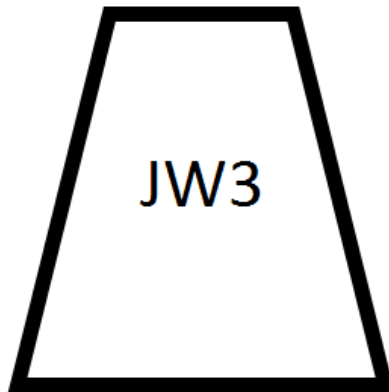


## TAIL STRUCTURE E


Identification output:  
Letter E or  
Yellow Rectangle



Back:



Front:


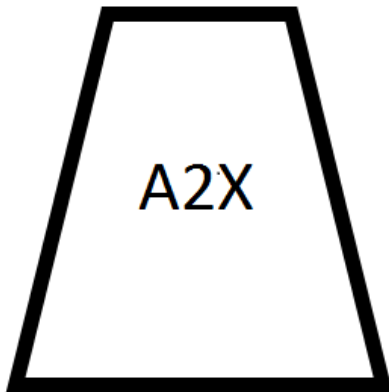


## TAIL STRUCTURE F

Identification output:  
Letter F or  
Blue Rectangle



Back:



Dimensions for each tail structure.

Companies should expect small tolerances in any dimension.

